



Finalit No. 60

Grinding-/Polishing Powder



- removes dull spots on polished surfaces, slightly etched spots on glossy floors or or varnished parquet
 - removes residues in micro pores
 - cleans dirty, patinized glass
 - grinding and polishing effect in one working step
 - reusable
 - no acid, no etching, no toxic substances
 - gives surfaces a natural gloss
- grinding powder
 - pH-value: n/a
 - hardness: 9 (Mohs scale)
 - appearance: white powder
 - mix with water to get a paste-like mass



1) The product– Finalit No. 60 Grinding-/Polishing Powder



a) Materials

Finalit No. 60 Grinding-/Polishing Powder is suitable for marble, granite, stoneware, ceramic, Solnhofen stone, lime stone, sand stone, terrazzo and concrete as well as for satined/sandblasted glass surfaces, perspex, stainless steel, aluminium and brass.

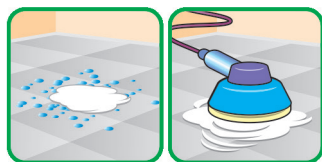
- marble: treat etched spots with grits 400 and 800 first
- granite: treat worn spots with grits 400/800 to 3,500 first
- stoneware with defective polishing or undesirable shades: treat like granite

BEFORE STARTING TO WORK

- Take pictures of damages caused by daily cleaning and use of the premises, starting at the door, running clockwise.
- The bottom of wooden pieces of furniture (e.g. door frames) must be siliconed with transparent silicone, otherwise it may be damaged by water or detergent. Use special acid-resistant plastic tapes that do not cause adhesive residues!
- Already existing coatings have to be removed completely with Finalit No. 5 Coating Remover or with a low-odor mixture of Finalit No. 1 Intensive Cleaner, No. 5 Coating Remover and No. 39 Compact (1:1:1) before working on the stain removal. Otherwise the cleaners cannot work effectively! Sometimes coatings are not visible. Perform tests with a) a blade („scrape“) or b) spill water - if the water drips off, the surface is coated.
- Switch off floor heating systems!

b) Application

Finalit No. 60 Grinding-/Polishing Powder removes slight scratch marks and/or slightly etched spots.



- Add water to Finalit No. 60 Grinding-/Polishing Powder till it becomes a pasty-like mass
- Immediate application by hand or machine is possible

Recommendation for daily care:


Finalit No. 40 Citrus Scent Cleaner – pH neutral, suitable for all surfaces!

Application with machine:

required machine weight for marble and glossy ceramic tiles: 60-80kg

required machine weight for granite and stoneware: 100-140 kg

1. Work with moderate speed (up to 240 rpm), in order to prevent the Grinding-/Polishing powder from being slung away or the stone from being burnt and getting a rough surface. If that happens the stone has to be grinded with grit No. 20, 60, 120, 220, 400, 800, 1800 or even up to 3500 for granites and stoneware / ceramic tiles.
2. Polishing pads have to be stored in a dry and dust-free place. Dust very often contains sand particles that can damage the stone surface. The same is true for the Grinding-/Polishing Powder itself.
3. Clean the surface to be polished thoroughly.
4. Do not use Finalit No. 60 Grinding-/Polishing Powder dry! Always add water to the product, in order to get a paste-like-mass.
5. Brush in the product by using a single disc machine. Work with moderate speed (up to 240 rpm). Depending on the material (see above) add weight or a sand bag to the machine.
6. IMPORTANT NOTE! The Grinding-/Polishing powder has to be UNDER the machine (use a white pad or felt pad). Therefore
7. cut the pads as shown on the picture below in order to make sure the powder is not slung away.



The pad on the picture is cut for left-turning machines. For right-turning machines just turn around the pad.

Many lime stone and marble floors are crystallized regularly, which means the surface of the stone is polished to high gloss by using silicic acid, steel wool and a single disc machine. The surface tension of the stone suffers tremendously from continuous treatments and the appearance of the stone is strongly affected.

Advantages of Finalit No. 60 Grinding-/Polishing powder versus crystallization:

- no need of new machinery
- no damage to the stone surface caused by acidic treatment - Finalit No. 60 Grinding-/Polishing Powder is pH-neutral
- no coverings necessary - the product does not affect the stone itself or joints
- preservation of the surface tension, therefore higher resistance
- no noise or odor nuisance
- natural polishing
- lower daily cleaning effort if surfaces are protected with Finalit No. 21 Fixative Penetrating Stoper and Finalit No. 25 Premium-Cool Impregnation with anti-slip effect
- preservation of gloos if Finalit No. 40 Citrus Scent Cleaner is used for daily cleaning

2) Pro tips for Finalit No. 60 Grinding-/Polishing Powder



a) Reusability

Finalit No. 60 Grinding-/Polishing Powder can be extracted with a wet vacuum cleaner after use. Let the product dry thoroughly and use it again: 20-30 times for soft stones, 2-3 times for granite, stoneware and ceramic tiles. Make sure the powder is free from foreign particles as they might cause scratches.

b) Residues, etched spots

Finalit No. 60 Grinding-/Polishing Powder removes residues from dirt, color pigments or pencil strokes (e.g. from laying work), aluminium or metal abrasions (e.g. tool marks) or shades (e.g. from plastic foil or styrofoam used as transport protection). Heavily etched spots have to be grinded by using grits 60 to 3500 before using Finalit No. 60.

c) Stoneware with polishing defects (shades)

Stoneware with polishing defects needs to be grinded with grit 60 to 1800 or 400 to 3500 (depending on the degree of defects). Then use Finalit No. 60 Grinding-/Polishing powder as described above - ideally use a single disc machine (100-140kg, if possible planetary gear, 240 rpm).

d) Slight residues from epoxy resin (streaks) on polished marble, slight discolorations of joints

Slight residues of epoxy resin, residues of silicate joint sealers or slight discolorations of joints can be removed with Finalit No. 60 Grinding-/Polishing Powder, single disc machine and a white pad or felt pad.

e) Satined or sand blasted glass

Finger prints, grease marks or color pigments on glass can be removed with Finalit No. 60 Grinding-/Polishing Powder either manually or by using a single disc machine (moderate speed) and a white pad or felt pad.

f) Coated parquet floors

Matt spots on coated parquet floors (e.g. wear and tear) can be polished with Finalit No. 60 Grinding-/Polishing Powder, a white pad and a little bit of water.

g) Preservation of gloss:

It is recommended to use Finalit No. 40 Citrus Scent Cleaner for the daily care. It does not leave any streaks as the product does not contain soap, soap-like substances or alcohol but gives all surfaces a glossy finish when used regularly.

h) Intensity of gloss - important note!

Surfaces that have been grinded/polished with a grinding machine do never have the same gloss intensity as surfaces that have been grinded with an edger as edgers work with far more pressure. More pressure means more refraction of light and therefore more gloss. This information is essential for offers for third parties.

3) Specification

Appearance	powder, whitish/light grey
pH value	Not applicable
Packaging	0,2l, 0,5kg, 0,75kg, 3kg plastic container
Storage	Protect from frost. Recommended shelf life: 1 year after opening.

4) Security regulations

The common precautions when handling chemicals must be observed. Ensure good ventilation/extraction at the workplace. Prevent formation of aerosols. Keep away from food, beverages and animal feed. Remove soiled and contaminated clothing immediately. Wash your hands before breaks and when work is finished. Avoid any contact with eyes and skin.

5) Note

This product information is based on careful laboratory tests and extensive practical experience. These are informal details. We recommend to determine whether the product meets the respective needs by sufficient testing. Our company shall not be held responsible for damages resulting from improper use of the product.